



US00D675900S

(12) **United States Design Patent**
Lin

(10) **Patent No.:** **US D675,900 S**

(45) **Date of Patent:** **** Feb. 12, 2013**

(54) **PORTABLE DOOR LOCK**

(76) Inventor: **Joseph Jui-Chin Lin**, Buena Park, CA
(US)

(**) Term: **14 Years**

(21) Appl. No.: **29/408,345**

(22) Filed: **Dec. 11, 2011**

(51) **LOC (9) Cl.** **08-07**

(52) **U.S. Cl.** **D8/339**

(58) **Field of Classification Search** D8/330,
D8/332, 339-341, 349, 343; 292/32, 33,
292/137, 262, 264, 289, 340, 346, 290; 70/57,
70/57.1, 141, 145, 51, 2-5, 258, 465, 54,
70/333 R

See application file for complete search history.

(56) **References Cited**

U.S. PATENT DOCUMENTS

D174,171	S	*	3/1955	Forman et al.	D8/340
2,867,468	A	*	1/1959	Bugge	292/264
D227,410	S	*	6/1973	Yip	D8/332
3,788,107	A	*	1/1974	Lippman	70/93
D238,009	S	*	12/1975	Royster	D28/13
4,105,231	A	*	8/1978	Huyssen	292/264
D256,551	S	*	8/1980	Webb	D8/340

5,193,866	A	*	3/1993	Driskill et al.	292/292
5,285,666	A	*	2/1994	Bartnicki	70/93
5,551,739	A	*	9/1996	Solis	292/264
D511,958	S	*	11/2005	Mastrogiovanni	D8/340
D649,014	S	*	11/2011	Stuckey	D8/343
D651,501	S	*	1/2012	Maramotti	D8/343

* cited by examiner

Primary Examiner — Prabhakar Deshmukh

(57) **CLAIM**

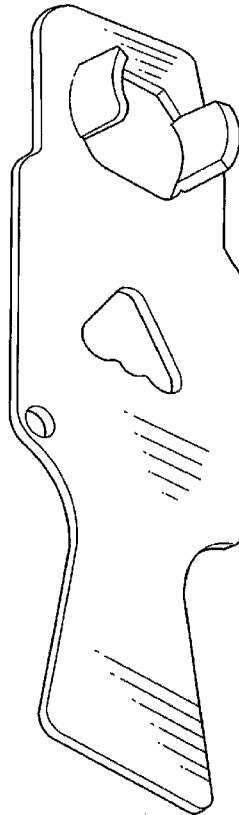
The ornamental design for a portable door lock, as shown and described.

DESCRIPTION

FIG. 1 is a perspec view of a body “portable door lock” showing my new design;
FIG. 2 is a front elevational view thereof;
FIG. 3 is a rear elevational view thereof, and
FIG. 4 is a left side elevational view thereof,
FIG. 5 is a right side elevational view thereof,
FIG. 6 is a top plan view thereof;
FIG. 7 is a bottom plan view thereof; and,
FIG. 8 is perspective view thereof, shown in environmental use.

The broken lines environment is for illustrative purpose only and forms no part of the claimed design.

1 Claim, 6 Drawing Sheets



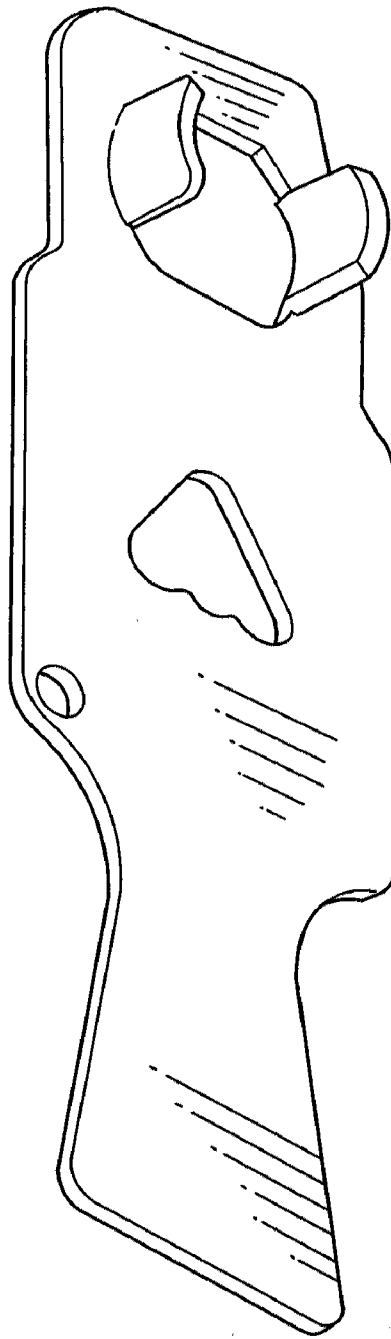


FIG. 1

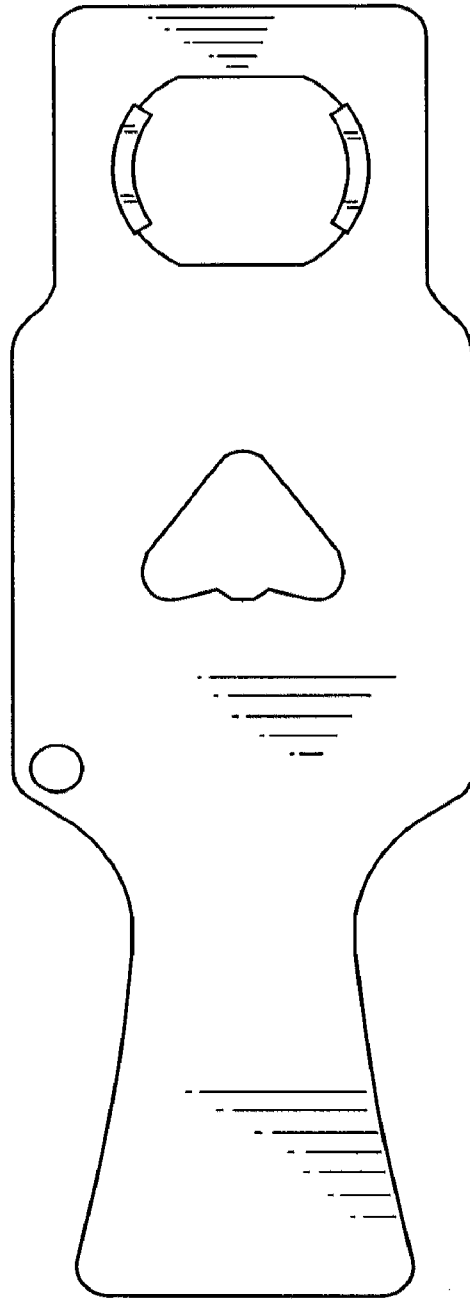


FIG. 2

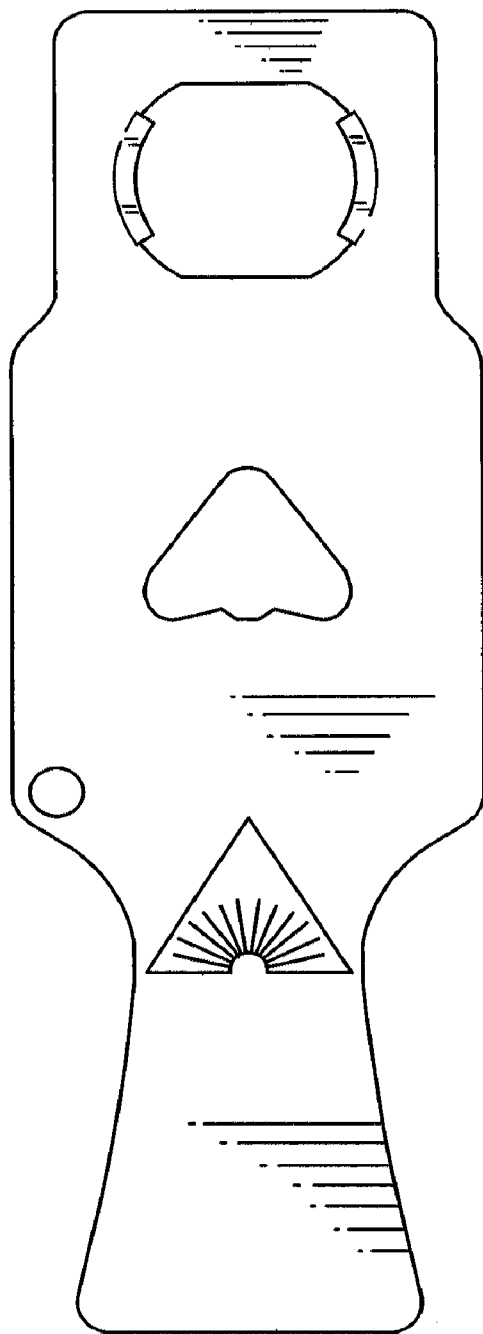


FIG. 3



FIG. 4

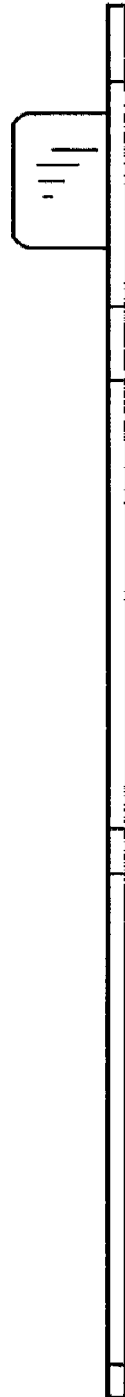


FIG. 5




FIG. 6



FIG. 7

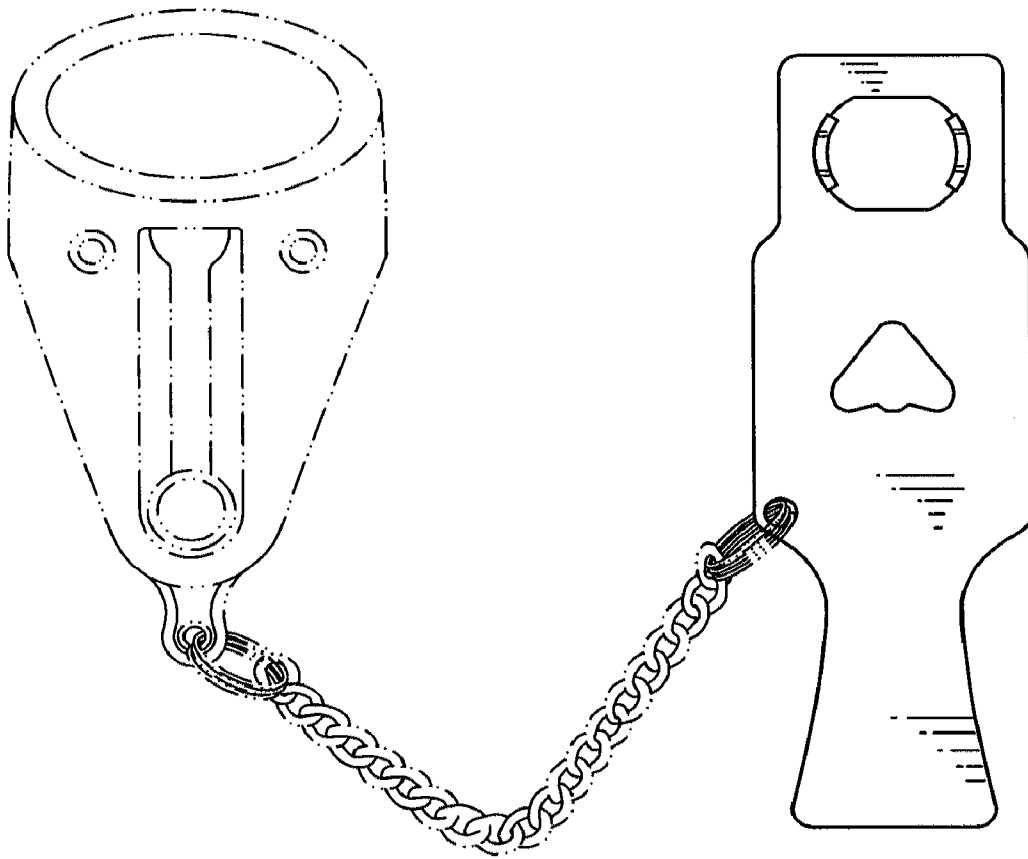


FIG. 8